



Early Learning Speech and Language Homework Calendars

Preschool language activities for the months of
September through May

Created by Harper Speaks

Early Learning Speech and Language Homework Calendars

Thank you so much for your download!

These Early Learning Speech and Language Homework Calendars are designed to reinforce practice at home while building a strong relationship between developing communication skills and caregivers. The dates are left blank, so that you may use this calendar year after year and all pages are black and white for clear and easy printing. There is also space at the bottom of every page to add your name and contact information.

I hope that you and your students enjoy this calendar!

Please contact me at HarperSpeaksSLP@gmail.com or through TpT if you have any comments or suggestions. Positive feedback is always greatly appreciated (and you'll earn credits ☺)!!

Thank you,





Becca at Harper Speaks!



September Speech and Language Homework

* Try to do an activity together each day – feel free to modify the task as needed. Send back this sheet each week.
For each picture, have your child describe the picture (What is it? What does it do?). Have fun talking!

Name: _____

Monday	Tuesday	Wednesday	Thursday	Friday	Saturday	Sunday
Who lives in your home? Count the people.	What is your name? Practice saying your full name.		Where do you go to sleep? Where do you brush your teeth?	What makes you happy? What do you like to do?	Story Time: Read a favorite book with your little one.	Helper's Signature: _____
What are your teachers' names?	Who takes you to preschool?	Find one thing bigger than a book and one thing smaller than a book.		Where do you buy food to eat?	Play Time: Enjoy time outside today!	Helper's Signature: _____
Where do you learn and see your friends?		Who are your friends at school? Say their names.	Look in your kitchen – what is something cold? What is something hot?	What do you like best at Preschool?	Game Night: Play a game as a family. Everyone takes turns!	Helper's Signature: _____
Find something soft... How about something scratchy.	Where do you like to play?	What is a quiet animal? What is a loud sound?	Who is taller? Who is shorter?		Little Chef: Have your child help you make a snack or a meal.	Helper's Signature: _____






Learning Target: With daily practice, your child should be able to understand and use wh-questions and opposite concepts.

October Speech and Language Homework

* Try to do an activity together each day – feel free to modify the task as needed. Send back this sheet each week.

For each picture, have your child describe the picture (What is it? What does it do?). Have fun talking!

Name: _____





Monday	Tuesday	Wednesday	Thursday	Friday	Saturday	Sunday
Before you eat snack, you _____. (wash your hands)	Sing your ABC's. What letters are in your name?	What is your favorite book? Tell me about it.		Silly Sounds: Try using different voices when reading!	Little Nook: Create a reading area with some children's books.	Helper's Signature: _____
	When do you wake up? Is it dark outside?	What rhymes with "cat?" How many words can you think of?	After you get dirty, you have to _____. (take a bath)	Make it routine: Try to read a book together every night.	Play a game of hide and seek – use spatial terms to play with your kiddo!	Helper's Signature: _____
Sing your ABC's. What letters are in your name?	Before you go to school, you have to _____. (get dressed, brush teeth, etc.)		What rhymes with "fall?" How many words can you think of?	After 1, comes number _____. After 3, comes number _____.	Take a trip to the library! Check out some books for your kiddo.	Helper's Signature: _____
	Play with a cup! Use it to practice in, out, on, and under.	Look at the cover of a new book. What do you think this is about?	Letter Hunt: Pick a letter and look for it in your house!	Talk about your day – what did you do first? And then next?	Little Chef: Follow a simple recipe together using first, next, and last.	Helper's Signature: _____
What are you doing right now? What will you do next?	What rhymes with "bear?" How many words can you think of?	Can you find your letter in a book? Have a grown-up help you!	Write your name on this calendar with a helper.		Story Time: Read a book together! What happened first in the book?	Helper's Signature: _____

Learning Target: With daily practice, your child should be able to better understand and use concepts of space of time.
This month is also about getting your child ready to read.

November Speech and Language Homework

* Try to do an activity together each day – feel free to modify the task as needed. Send back this sheet each week.
For each picture, have your child describe the picture (What is it? What does it do?). Have fun talking!

Name: _____





Monday	Tuesday	Wednesday	Thursday	Friday	Saturday	Sunday
What color are your shoes? What about your hair?		Write your name on this calendar in your favorite color .	Find something red in the kitchen. Can you eat it?	What color are tigers? What else is orange ?	Play Time: Enjoy some time outside – maybe you can jump in a leaf pile!	Helper's Signature: _____
Fall leaves are changing—find a yellow one!	Are the walls in your house white or different colors?	Go into your bathroom and find something blue .		Read a book and point to all of the brown things in it.	Game Night: Play a game as a family – practice turn-taking and explaining the rules.	Helper's Signature: _____
	Draw a rainbow . Talk about the colors with your helper.	What color is a fire truck ? A school bus? Your car?	Fall leaves are changing—find an orange one.	If you walked through a HUGE mud puddle , what color would your shoes be?	Go for a walk: What color are the leaves? Are they still green ?	Helper's Signature: _____
What animal is pink and has a curly tail? Oink, oink!	If you walked through a HUGE pile of blueberries , what color would your shoes be?	Look at your toys, can you find something that is purple ?		Do you have any pets? What color are your pets?	Family Time: Ask your family members what their favorite colors are?	Helper's Signature: _____

Learning Target: With daily practice, your child should be able to better identify and describe objects according to their color.

December Speech and Language Homework

* Try to do an activity together each day – feel free to modify the task as needed. Send back this sheet each week.
For each picture, have your child describe the picture (What is it? What does it do?). Have fun talking!

Name: _____

Monday	Tuesday	Wednesday	Thursday	Friday	Saturday	Sunday
Go to the kitchen and find a rectangle.	Look in the closet and find something that is a circle.	Look in your bedroom. Can you find a square?		Read a Book: Point to all of the triangles.	Story Time: Read a book together. What shapes do you see?	Helper's Signature: _____
Practice drawing a circle with your helper.		Cut out 1-inch squares and have your child glue them to paper to make a design!	Practice drawing a triangle with your helper.	What shape are wheels?	Stay Warm: Watch a favorite movie with your family!	Helper's Signature: _____
What shape is your pillow? What about a block?	Practice drawing a rectangle with your helper.	Use 3 circles to build a snowman.	Practice drawing a heart with your helper.		Little Chef: Work together to make a snack or a family meal.	Helper's Signature: _____
	What shape is your plate at dinner?	Practice drawing a square with your helper. Can you make it look like a present?	Use 3 triangles to make a pine tree.	Is it snowing outside? Have fun in the snow if it is!!	Have a fun and safe break!!	Helper's Signature: _____

Learning Target: With daily practice, your child should be able to better identify and describe objects according to their shape.

January Speech and Language Homework

* Try to do an activity together each day – feel free to modify the task as needed. Send back this sheet each week.
For each picture, have your child describe the picture (What is it? What does it do?). Have fun talking!

Name: _____





Monday	Tuesday	Wednesday	Thursday	Friday	Saturday	Sunday
	<p>What is round, bounces, and you can play with it? <i>A: a ball</i></p>	<p>What food is soft, has a crust, and goes in the toaster? <i>A: bread</i></p>	<p>What comes out of a tube and goes on a toothbrush? <i>A: toothpaste</i></p>	<p>What goes in a drinking cup, is cold, and is white? <i>A: milk</i></p>	<p>Play Time: Play a guessing game and take turns giving each other clues.</p>	<p>Helper's Signature: _____</p>
<p>What animal is orange, has black stripes, and lives in the jungle? <i>A: a tiger</i></p>	<p>What is rectangle, soft and fluffy, and you put your head on it when you sleep? <i>A: a pillow</i></p>		<p>What do you put on your feet to keep them warm and dry? <i>A: boots</i></p>	<p>What is big and yellow, holds many children, and goes to school every day? <i>A: a school bus</i></p>	<p>Story Time: Read a story together, can you describe the pictures?</p>	<p>Helper's Signature: _____</p>
 <p><i>Martin Luther King, Jr.</i></p>	<p>What makes bubbles when you rub it between your hands under running water? <i>A: soap</i></p>	<p>What fruit grows on trees, it is red or green, and has little seeds in it? <i>A: an apple</i></p>	<p>What animal is big, gray, lives in the jungle, and has a big trunk? <i>A: an elephant</i></p>		<p>What do you use to sweep the floor of dirt and crumbs? <i>A: a broom or sweeper</i></p>	<p>Helper's Signature: _____</p>
<p>What is a yellow vegetable that grows on a cob? It tastes great with butter! <i>A: corn</i></p>	<p>What has many colors, comes in a box, and you use them for coloring? <i>A: crayons or markers</i></p>	<p>What animal is long and skinny, has no legs, lives under rocks, and scares people? <i>A: a snake</i></p>	<p>What animal can fly, lay eggs, and makes nests in trees? <i>A: birds</i></p>	<p>What do you use to dig in the sand or the dirt? <i>A: a shovel</i></p>		<p>Helper's Signature: _____</p>

Learning Target: With daily practice, your child should be able to better understand adjective and provide the names for familiar things that are described.

February Speech and Language Homework

* Try to do an activity together each day – feel free to modify the task as needed. Send back this sheet each week.
For each picture, have your child describe the picture (What is it? What does it do?). Have fun talking!

Name: _____





Monday	Tuesday	Wednesday	Thursday	Friday	Saturday	Sunday
	Who woke up first in your house today?	What was the last thing you ate before you went to bed?	What is the first toy you played with today?	Who was the last person to finish breakfast?	Little Artist: Make a card for someone special. Talk about the colors and shapes!	Helper's Signature: _____
What do you do before you go to bed each night?	Did you wash your hands before or after dinner tonight?	What did you do after you got dressed this morning?	Do you eat lunch before or after you eat breakfast?		Family Time: What is your favorite thing to do together? Take some time today!	Helper's Signature: _____
Did you eat a snack after school today?		What was the first thing you did when you got up in the morning?	Who was the last person you spoke to on the phone?	Who was the first person to leave the house early?	Story Time: Read a favorite book with your little one.	Helper's Signature: _____
What do you need to put on before you can go outside to play?	What is the first thing you do each day?	What did you do after school today?		Who was the last person you gave a kiss to?	Game Night: Play a game as a family!	Helper's Signature: _____

Learning Target: With daily practice, your child should be able to better understand and use terms representing "time."

March Speech and Language Homework

* Try to do an activity together each day – feel free to modify the task as needed. Send back this sheet each week.
For each picture, have your child describe the picture (What is it? What does it do?). Have fun talking!

Name: _____





Monday	Tuesday	Wednesday	Thursday	Friday	Saturday	Sunday
Follow the directions: clap three times and turn around	Look, Listen, Do: Ask your child to watch and do the same (put your hands on your head, touch your nose, etc.).		Before leaving for school, ask your child to “get your coat and shoes.”	Have your child help with a simple chore . Give him/her directions to complete the task.	Game Night: Play Simon Says with your child using 1-step directions.	Helper's Signature: _____
Give your little one a 1-step direction and have him/her repeat the direction back to you.	Take turns giving each other silly directions – such as make a funny face, hop on one foot, etc.	Look, Listen, Do: Ask your child to watch you and do the same.	Take turns talking about your day at dinner. If needed, you can model turn taking.		Little Chef: Make a meal or snack together. Give your child 1-2 step directions at a time.	Helper's Signature: _____
Encourage your little one to ask for help by saying “help” or “help please.”		Practice getting someone's attention by tapping a shoulder, saying their name, or saying excuse me.	Look through a book or magazine and tell how the people feel (ex. happy, mad).	Have your child practice introducing him/herself to someone by saying his/her name.	Family Time: Play a game as a family or with friends and practice taking turns.	Helper's Signature: _____
Silly Faces: Using a mirror, practice making faces for different feelings (happy, mad, sad, tired, surprised, etc.).	Pretend Play: Play a pretend game with your little one, such as restaurant or flying to the moon!	Practice expressing your child's feelings by saying “I feel ____” as appropriate.		Talk about ways to express anger or frustration using your words (:I need a break” or “I feel ____.”).	What makes you happy? Let your little one pick a family activity!	Helper's Signature: _____

Learning Target: With daily practice, your child should be able to better follow 1-2 step directions and use targeted social skills.

April Speech and Language Homework

* Try to do an activity together each day – feel free to modify the task as needed. Send back this sheet each week.
For each picture, have your child describe the picture (What is it? What does it do?). Have fun talking!

Name: _____







Monday	Tuesday	Wednesday	Thursday	Friday	Saturday	Sunday
Ask your child to find someone with the same hair color.	Where can you find a cow, a horse, and a chicken? (on a farm)	Ask your child: who lives in the same house? Who lives in a different house?		What goes together: spoon, scissors, fork	Little Banker: Put some coins in front of your child. Ask him/her to show you ones that are the same.	Helper's Signature: _____
Make a list: Name as many foods as you can. Give your little one clues, as needed.		What goes together: water, milk, book	Look at pictures: What is the same on a dog and a cat?	Name the category: shirts, pants, and socks are all _____. (clothes)	Little Chef: Take your child to the grocery store – talk about how the store is sorted/organized.	Helper's Signature: _____
Name the category: cereal, eggs, and pancakes are all _____. (breakfast foods)	Look at pictures: What is different about a farm and a house?	Make a list: Name as many school items as you can. Give your little one clues, as needed.	What does not belong: bug, pizza, cookies		Little Artist: Sort crayons and markers by color. Make a picture using all of the colors!	Helper's Signature: _____
	What does not belong: flower, toy, dirt	Have your child pick 2 favorite toys. Talk to him/her about the ways they are the same and different.	Look at pictures: What is the same about breakfast and dinner? What is different?	Make a list: Name as many zoo animals as you can. Give your little one clues, as needed.	Read some books together. Is there anything the same or different?	Helper's Signature: _____

Learning Target: With daily practice, your child should be able to better understand and use the concepts "same" and "different" and categorize items.

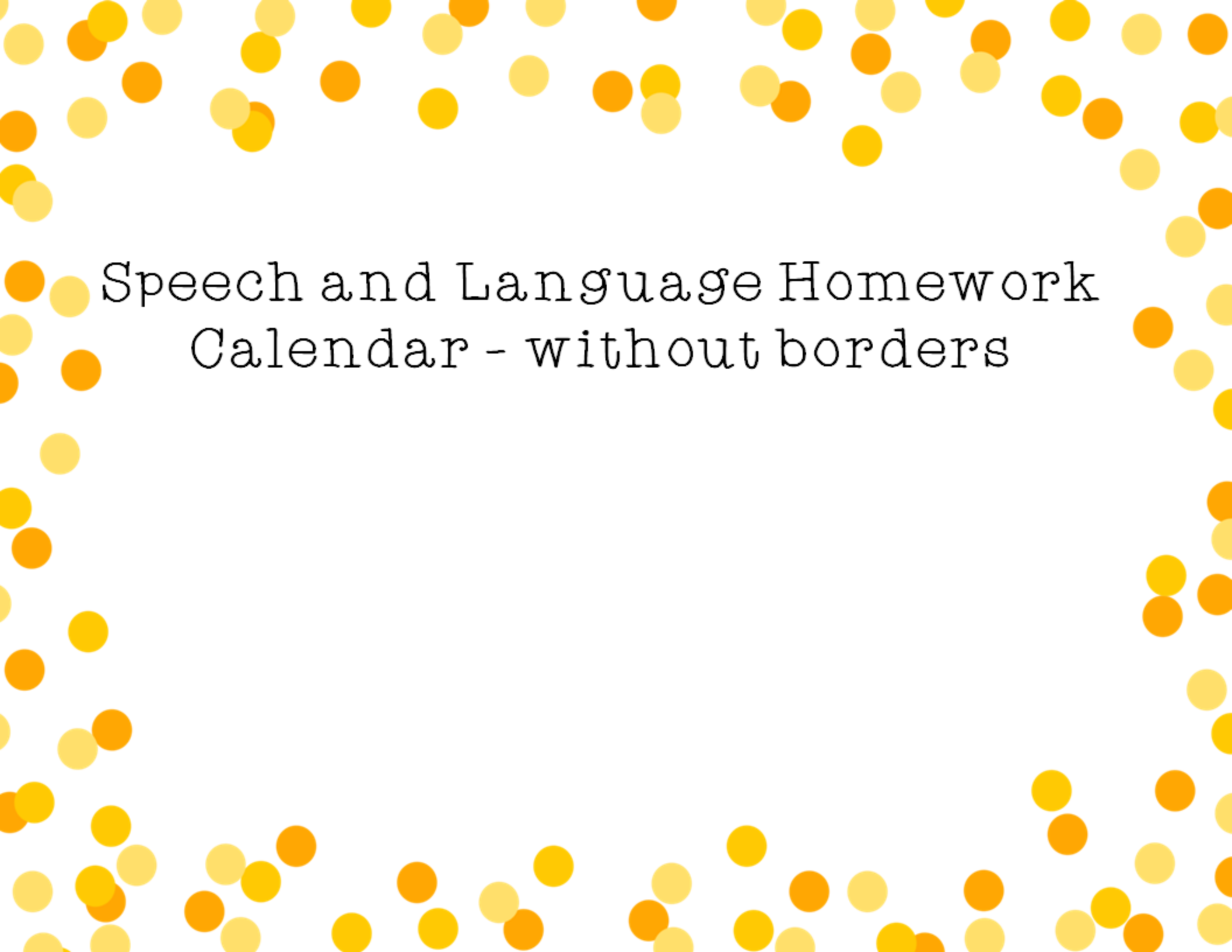
May Speech and Language Homework

* Try to do an activity together each day – feel free to modify the task as needed. Send back this sheet each week.
For each picture, have your child describe the picture (What is it? What does it do?). Have fun talking!

Name: _____

Monday	Tuesday	Wednesday	Thursday	Friday	Saturday	Sunday
If you don't know someone's name, what can you say? (What is your name? Name?)	Look at pictures: Have your kiddo tell you what is happening		Complete the sentence: Apples are red, bananas are ____.	Take turns: Ask your child a question, and then have him/her ask you the same question.	Game Night: Have your child talk about whose turn it is. (It is <i>my</i> turn, it is <i>your</i> turn.)	Helper's Signature: _____
While your little one is busy with an activity, ask <i>what are you doing?</i> Model if necessary (I am...)	Complete the sentence: You brush your teeth with a ____.	If you can't find your shoes, what can you say? (Where are my shoes?)		Complete the sentence: You use scissors to ____.	Story Time: Ask your little one to tell what is happening in the pictures (example: He is ____).	Helper's Signature: _____
Complete the sentence: A mouse is little, a house is ____.		Help your child to describe a favorite character (<i>he has...</i> , <i>he is...</i>).	Complete the sentence: I see with my eyes, I smell with my ____.	Toss a ball with your kiddo. Ask a question then toss the ball, catch the ball and answer the question.	Little Artist: Color a picture with your child. Describe your picture to each other.	Helper's Signature: _____
	Practice helping your child to ask questions, model for him/her as needed.	Have fun talking this summer!! 		Have a safe and wonderful summer!!		Helper's Signature: _____

Learning Target: With daily practice, your child should be able to better ask questions, use pronouns, and express himself/herself in simple sentences.





A decorative border composed of numerous small, semi-transparent dots in shades of yellow and orange, scattered around the edges of the page.

Speech and Language Homework Calendar - without borders

September Speech and Language Homework

* Try to do an activity together each day – feel free to modify the task as needed. Send back this sheet each week.
For each picture, have your child describe the picture (What is it? What does it do?). Have fun talking!

Name: _____






Monday	Tuesday	Wednesday	Thursday	Friday	Saturday	Sunday
Who lives in your home? Count the people.	What is your name? Practice saying your full name.		Where do you go to sleep? Where do you brush your teeth?	What makes you happy? What do you like to do?	Story Time: Read a favorite book with your little one.	Helper's Signature: _____
What are your teachers' names?	Who takes you to preschool?	Find one thing bigger than a book and one thing smaller than a book.		Where do you buy food to eat?	Play Time: Enjoy time outside today!	Helper's Signature: _____
Where do you learn and see your friends?		Who are your friends at school? Say their names.	Look in your kitchen – what is something cold? What is something hot?	What do you like best at Preschool?	Game Night: Play a game as a family. Everyone takes turns!	Helper's Signature: _____
Find something soft... How about something scratchy.	Where do you like to play?	What is a quiet animal? What is a loud sound?	Who is taller? Who is shorter?		Little Chef: Have your child help you make a snack or a meal.	Helper's Signature: _____

Learning Target: With daily practice, your child should be able to understand and use wh-questions and opposite concepts.

October Speech and Language Homework

* Try to do an activity together each day – feel free to modify the task as needed. Send back this sheet each week.

For each picture, have your child describe the picture (What is it? What does it do?). Have fun talking! Name: _____





Monday	Tuesday	Wednesday	Thursday	Friday	Saturday	Sunday
Before you eat snack, you _____. (wash your hands)	Sing your ABC's. What letters are in your name?	What is your favorite book? Tell me about it.		Silly Sounds: Try using different voices when reading!	Little Nook: Create a reading area with some children's books.	Helper's Signature: _____
	When do you wake up? Is it dark outside?	What rhymes with "cat?" How many words can you think of?	After you get dirty, you have to _____. (take a bath)	Make it routine: Try to read a book together every night.	Play a game of hide and seek – use spatial terms to play with your kiddo!	Helper's Signature: _____
Sing your ABC's. What letters are in your name?	Before you go to school, you have to _____. (get dressed, brush teeth, etc.)		What rhymes with "fall?" How many words can you think of?	After 1, comes number _____. After 3, comes number _____.	Take a trip to the library! Check out some books for your kiddo.	Helper's Signature: _____
	Play with a cup! Use it to practice in, out, on, and under.	Look at the cover of a new book. What do you think this is about?	Letter Hunt: Pick a letter and look for it in your house!	Talk about your day – what did you do first? And then next?	Little Chef: Follow a simple recipe together using first, next, and last.	Helper's Signature: _____
What are you doing right now? What will you do next?	What rhymes with "bear?" How many words can you think of?	Can you find your letter in a book? Have a grown-up help you!	Write your name on this calendar with a helper.		Story Time: Read a book together! What happened first in the book?	Helper's Signature: _____

Learning Target: With daily practice, your child should be able to better understand and use concepts of space of time.
This month is also about getting your child ready to read.

November Speech and Language Homework

* Try to do an activity together each day – feel free to modify the task as needed. Send back this sheet each week.
For each picture, have your child describe the picture (What is it? What does it do?). Have fun talking!

Name: _____





Monday	Tuesday	Wednesday	Thursday	Friday	Saturday	Sunday
What color are your shoes? What about your hair?		Write your name on this calendar in your favorite color .	Find something red in the kitchen. Can you eat it?	What color are tigers? What else is orange ?	Play Time: Enjoy some time outside – maybe you can jump in a leaf pile!	Helper's Signature: _____
Fall leaves are changing—find a yellow one!	Are the walls in your house white or different colors?	Go into your bathroom and find something blue .		Read a book and point to all of the brown things in it.	Game Night: Play a game as a family – practice turn-taking and explaining the rules.	Helper's Signature: _____
	Draw a rainbow . Talk about the colors with your helper.	What color is a fire truck ? A school bus? Your car?	Fall leaves are changing—find an orange one.	If you walked through a HUGE mud puddle , what color would your shoes be?	Go for a walk: What color are the leaves? Are they still green ?	Helper's Signature: _____
What animal is pink and has a curly tail? Oink, oink!	If you walked through a HUGE pile of blueberries , what color would your shoes be?	Look at your toys, can you find something that is purple ?		Do you have any pets? What color are your pets?	Family Time: Ask your family members what their favorite colors are?	Helper's Signature: _____

Learning Target: With daily practice, your child should be able to better identify and describe objects according to their color.

December Speech and Language Homework

* Try to do an activity together each day – feel free to modify the task as needed. Send back this sheet each week.
For each picture, have your child describe the picture (What is it? What does it do?). Have fun talking!

Name: _____

Monday	Tuesday	Wednesday	Thursday	Friday	Saturday	Sunday
Go to the kitchen and find a rectangle .	Look in the closet and find something that is a circle .	Look in your bedroom. Can you find a square ?		Read a Book: Point to all of the triangles .	Story Time: Read a book together. What shapes do you see?	Helper's Signature: _____
Practice drawing a circle with your helper.		Cut out 1-inch squares and have your child glue them to paper to make a design!	Practice drawing a triangle with your helper.	What shape are wheels ?	Stay Warm: Watch a favorite movie with your family!	Helper's Signature: _____
What shape is your pillow ? What about a block ?	Practice drawing a rectangle with your helper.	Use 3 circles to build a snowman.	Practice drawing a heart with your helper.		Little Chef: Work together to make a snack or a family meal.	Helper's Signature: _____
	What shape is your plate at dinner?	Practice drawing a square with your helper. Can you make it look like a present?	Use 3 triangles to make a pine tree.	Is it snowing outside? Have fun in the snow if it is!!	Have a fun and safe break!!	Helper's Signature: _____

Learning Target: With daily practice, your child should be able to better identify and describe objects according to their shape.

January Speech and Language Homework

* Try to do an activity together each day – feel free to modify the task as needed. Send back this sheet each week.
For each picture, have your child describe the picture (What is it? What does it do?). Have fun talking!

Name: _____

Monday	Tuesday	Wednesday	Thursday	Friday	Saturday	Sunday
	What is round, bounces, and you can play with it? <i>A: a ball</i>	What food is soft, has a crust, and goes in the toaster? <i>A: bread</i>	What comes out of a tube and goes on a toothbrush? <i>A: toothpaste</i>	What goes in a drinking cup, is cold, and is white? <i>A: milk</i>	Play Time: Play a guessing game and take turns giving each other clues.	Helper's Signature: _____
What animal is orange, has black stripes, and lives in the jungle? <i>A: a tiger</i>	What is rectangle, soft and fluffy, and you put your head on it when you sleep? <i>A: a pillow</i>		What do you put on your feet to keep them warm and dry? <i>A: boots</i>	What is big and yellow, holds many children, and goes to school every day? <i>A: a school bus</i>	Story Time: Read a story together, can you describe the pictures?	Helper's Signature: _____
 <i>Martin Luther King, Jr.</i>	What makes bubbles when you rub it between your hands under running water? <i>A: soap</i>	What fruit grows on trees, it is red or green, and has little seeds in it? <i>A: an apple</i>	What animal is big, gray, lives in the jungle, and has a big trunk? <i>A: an elephant</i>		What do you use to sweep the floor of dirt and crumbs? <i>A: a broom or sweeper</i>	Helper's Signature: _____
What is a yellow vegetable that grows on a cob? It tastes great with butter! <i>A: corn</i>	What has many colors, comes in a box, and you use them for coloring? <i>A: crayons or markers</i>	What animal is long and skinny, has no legs, lives under rocks, and scares people? <i>A: a snake</i>	What animal can fly, lay eggs, and makes nests in trees? <i>A: birds</i>	What do you use to dig in the sand or the dirt? <i>A: a shovel</i>		Helper's Signature: _____





Learning Target: With daily practice, your child should be able to better understand adjective and provide the names for familiar things that are described.

February Speech and Language Homework

* Try to do an activity together each day – feel free to modify the task as needed. Send back this sheet each week.

For each picture, have your child describe the picture (What is it? What does it do?). Have fun talking!

Name: _____





Monday	Tuesday	Wednesday	Thursday	Friday	Saturday	Sunday
	Who woke up first in your house today?	What was the last thing you ate before you went to bed?	What is the first toy you played with today?	Who was the last person to finish breakfast?	Little Artist: Make a card for someone special. Talk about the colors and shapes!	Helper's Signature: _____
What do you do before you go to bed each night?	Did you wash your hands before or after dinner tonight?	What did you do after you got dressed this morning?	Do you eat lunch before or after you eat breakfast?		Family Time: What is your favorite thing to do together? Take some time today!	Helper's Signature: _____
Did you eat a snack after school today?		What was the first thing you did when you got up in the morning?	Who was the last person you spoke to on the phone?	Who was the first person to leave the house early?	Story Time: Read a favorite book with your little one.	Helper's Signature: _____
What do you need to put on before you can go outside to play?	What is the first thing you do each day?	What did you do after school today?		Who was the last person you gave a kiss to?	Game Night: Play a game as a family!	Helper's Signature: _____

Learning Target: With daily practice, your child should be able to better understand and use terms representing "time."

March Speech and Language Homework

* Try to do an activity together each day – feel free to modify the task as needed. Send back this sheet each week.
For each picture, have your child describe the picture (What is it? What does it do?). Have fun talking!

Name: _____





Monday	Tuesday	Wednesday	Thursday	Friday	Saturday	Sunday
Follow the directions: clap three times and turn around	Look, Listen, Do: Ask your child to watch and do the same (put your hands on your head, touch your nose, etc.).		Before leaving for school, ask your child to “ get your coat and shoes. ”	Have your child help with a simple chore . Give him/her directions to complete the task.	Game Night: Play Simon Says with your child using 1-step directions.	Helper's Signature: _____
Give your little one a 1-step direction and have him/her repeat the direction back to you.	Take turns giving each other silly directions – such as make a funny face, hop on one foot, etc.	Look, Listen, Do: Ask your child to watch you and do the same.	Take turns talking about your day at dinner. If needed, you can model turn taking.		Little Chef: Make a meal or snack together. Give your child 1-2 step directions at a time.	Helper's Signature: _____
Encourage your little one to ask for help by saying “help” or “help please.”		Practice getting someone's attention by tapping a shoulder, saying their name, or saying excuse me.	Look through a book or magazine and tell how the people feel (ex. happy, mad).	Have your child practice introducing him/herself to someone by saying his/her name.	Family Time: Play a game as a family or with friends and practice taking turns.	Helper's Signature: _____
Silly Faces: Using a mirror, practice making faces for different feelings (happy, mad, sad, tired, surprised, etc.).	Pretend Play: Play a pretend game with your little one, such as restaurant or flying to the moon!	Practice expressing your child's feelings by saying “I feel ____” as appropriate.		Talk about ways to express anger or frustration using your words (:I need a break” or “I feel ____.”).	What makes you happy? Let your little one pick a family activity!	Helper's Signature: _____

Learning Target: With daily practice, your child should be able to better follow 1-2 step directions and use targeted social skills.

April Speech and Language Homework

* Try to do an activity together each day – feel free to modify the task as needed. Send back this sheet each week.
For each picture, have your child describe the picture (What is it? What does it do?). Have fun talking!

Name: _____







Monday	Tuesday	Wednesday	Thursday	Friday	Saturday	Sunday
Ask your child to find someone with the same hair color.	Where can you find a cow, a horse, and a chicken? (<i>on a farm</i>)	Ask your child: who lives in the same house? Who lives in a different house?		What goes together: spoon, scissors, fork	Little Banker: Put some coins in front of your child. Ask him/her to show you ones that are the same.	Helper's Signature: _____
Make a list: Name as many foods as you can. Give your little one clues, as needed.		What goes together: water, milk, book	Look at pictures: What is the same on a dog and a cat?	Name the category: shirts, pants, and socks are all _____. (<i>clothes</i>)	Little Chef: Take your child to the grocery store – talk about how the store is sorted/organized.	Helper's Signature: _____
Name the category: cereal, eggs, and pancakes are all _____. (<i>breakfast foods</i>)	Look at pictures: What is different about a farm and a house?	Make a list: Name as many <i>school items</i> as you can. Give your little one clues, as needed.	What does not belong: bug, pizza, cookies		Little Artist: Sort crayons and markers by color. Make a picture using all of the colors!	Helper's Signature: _____
	What does not belong: flower, toy, dirt	Have your child pick 2 favorite toys. Talk to him/her about the ways they are the same and different.	Look at pictures: What is the same about breakfast and dinner? What is different?	Make a list: Name as many <i>zoo animals</i> as you can. Give your little one clues, as needed.	Read some books together. Is there anything the same or different?	Helper's Signature: _____

Learning Target: With daily practice, your child should be able to better understand and use the concepts "same" and "different" and categorize items.

May Speech and Language Homework

* Try to do an activity together each day – feel free to modify the task as needed. Send back this sheet each week.
For each picture, have your child describe the picture (What is it? What does it do?). Have fun talking!

Name: _____

Monday	Tuesday	Wednesday	Thursday	Friday	Saturday	Sunday
If you don't know someone's name, what can you say? (What is your name? Name?)	Look at pictures: Have your kiddo tell you what is happening		Complete the sentence: Apples are red, bananas are ____.	Take turns: Ask your child a question, and then have him/her ask you the same question.	Game Night: Have your child talk about whose turn it is. (It is <i>my</i> turn, it is <i>your</i> turn.)	Helper's Signature: _____
While your little one is busy with an activity, ask <i>what are you doing?</i> Model if necessary (I am...)	Complete the sentence: You brush your teeth with a ____.	If you can't find your shoes, what can you say? (Where are my shoes?)		Complete the sentence: You use scissors to ____.	Story Time: Ask your little one to tell what is happening in the pictures (example: He is ____).	Helper's Signature: _____
Complete the sentence: A mouse is little, a house is ____.		Help your child to describe a favorite character (<i>he has...</i> , <i>he is...</i>).	Complete the sentence: I see with my eyes, I smell with my ____.	Toss a ball with your kiddo. Ask a question then toss the ball, catch the ball and answer the question.	Little Artist: Color a picture with your child. Describe your picture to each other.	Helper's Signature: _____
	Practice helping your child to ask questions, model for him/her as needed.	Have fun talking this summer!! 		Have a safe and wonderful summer!!		Helper's Signature: _____

Learning Target: With daily practice, your child should be able to better ask questions, use pronouns, and express himself/herself in simple sentences.

Thank you!

Harper Speaks!

by Becca Perkins, MA, CCC-SLP

Thank you for downloading my product! I love hearing positive feedback. You can earn TPT credits toward future purchases if you leave feedback at:

<http://teacherspayteachers.com/store/harperspeaks>

If you have suggestions for improvement to my product, I would love a chance to improve it at:

HarperSpeaksSLP@gmail.com

This document was created by Becca Perkins at Harper Speaks. Purchase of this download is for one personal use only. Duplication or sharing with co-workers, school systems, or posting on any website or blog violates copyright law. Additional licenses to share with other teachers are available at half price. Thank you for your understanding.

Becca @ Harper Speaks!

My Graphics and Fonts are from...



[Ashley Hughes](#)



[Creative Clips](#)



[EduClips](#)